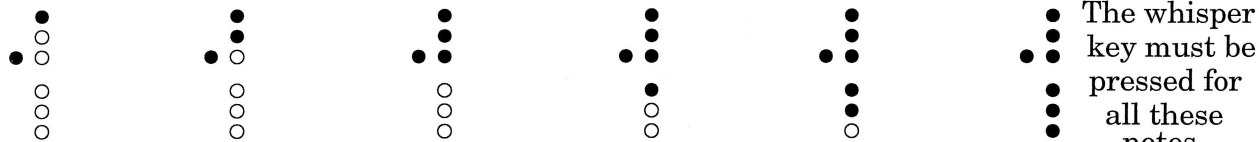


# BLOW THE BASSOON !


## CHAPTER 1

Read the introduction! Once you have mastered the assembling of your bassoon, you must learn how to hold it COMFORTABLY! It must fit you, NOT the other way around!


Either sit or stand correctly ALL the time.



① Count 4 on each note. Use LOTS of air.




② This slurring down is an excellent start to each practice session.



Keep the air pushing steadily whilst counting 2 beats for each note.


Time signatures: From now on every exercise will start with a time signature - the top number tells you how many beats to count in each bar.

4 counts                      3 counts                      2 counts




**FINGER PRACTICE** If your lip is getting tired - practise the fingering whilst you COUNT.

③ Lento (slowly) Do not let the air stop until the end of each slur.



# Chapter 3.



- ① Relax your embouchure (lip) formation and push lots of air through the bassoon.



②



PANT OUT on the X beats - pronounced 'hah'. Feel your tummy button pushing IN and UP for each 'hah'. Can you feel your ribs pressing in as you pant out? And expanding outwards as you breathe in?

③



# Supplementary Material - Chapter 11

## *Little Brown Jug*

① \* Allegretto

Musical notation for the first piece, 'Little Brown Jug', marked \* Allegretto. It is written in bass clef, 2/4 time, and key of B-flat major. The piece consists of two staves of music. The first staff contains measures 1 through 8, with a 'V5' marking above measure 5. The second staff contains measures 9 through 16, with a '2V5' marking above measure 10.

② \* Moderato

Musical notation for the second piece, 'Little Brown Jug', marked \* Moderato. It is written in bass clef, 6/8 time, and key of D major. The piece consists of two staves of music. The first staff contains measures 1 through 8, with a '5' marking above measure 1. The second staff contains measures 9 through 16, with a '7' marking above measure 10.

## *Amazing Grace*

③ \* Andantino

American arr.S.T.

Musical notation for the third piece, 'Amazing Grace', marked \* Andantino. It is written in bass clef, 3/4 time, and key of D major. The piece consists of two staves of music. The first staff contains measures 1 through 8, with a '3' marking above measure 3, a 'V' marking above measure 5, and a '5' marking above measure 7. The second staff contains measures 9 through 16, with a '9' marking above measure 9, a 'V' marking above measure 11, and a '13' marking above measure 13.

## *Round*

In 6 bar phrases - for 2 or 3 players.

Musical notation for the fourth piece, 'Round', marked \* Andantino. It is written in bass clef, 3/4 time, and key of D major. The piece consists of two staves of music. The first staff contains measures 1 through 8, with a 'V5' marking above measure 5. The second staff contains measures 9 through 16, with a '9' marking above measure 9, a 'V13' marking above measure 11, and a '17' marking above measure 13. The piece ends with a double bar line and repeat dots.

# Au Clair de la lune - Duet

⑤ \* Moderato

FINE 5

The first system of music consists of two staves in bass clef with a key signature of one flat (B-flat) and a common time signature (C). The tempo is marked 'Moderato'. The music begins with a treble clef and a common time signature, followed by a double bar line and a bass clef. The first staff contains a melody of eighth notes, with a fermata over the final note. The second staff contains a bass line of eighth notes. The system ends with a double bar line and the word 'FINE' followed by a '5' indicating a five-measure rest.

Dal segno (S) al fine.

The second system of music consists of two staves in bass clef with a key signature of one flat (B-flat) and a common time signature (C). The tempo is 'Dal segno (S) al fine.'. The music begins with a treble clef and a common time signature, followed by a double bar line and a bass clef. The first staff contains a melody of eighth notes, with a fermata over the final note. The second staff contains a bass line of eighth notes. The system ends with a double bar line.

⑥ \* Giusto tempo

**Upbeat Rhythm**

Set the tempo at the speed you can play the semi-quavers. Keep the tongue action small.

The third system of music consists of a single staff in bass clef with a key signature of one sharp (F-sharp) and a common time signature (C). The tempo is marked 'Giusto tempo'. The music begins with a treble clef and a common time signature, followed by a double bar line and a bass clef. The first staff contains a melody of eighth notes, with a fermata over the final note. The system ends with a double bar line and the word 'S.T.'.

S.T.

The fourth system of music consists of a single staff in bass clef with a key signature of one sharp (F-sharp) and a common time signature (C). The music begins with a treble clef and a common time signature, followed by a double bar line and a bass clef. The first staff contains a melody of eighth notes, with a fermata over the final note. The system ends with a double bar line.

# G MAJOR Studies

## ① Moderato

① Moderato

## ② Tempo di minuetto

② Tempo di minuetto

## ③ Moderato

③ Moderato

*Sempre legato*

## ④ Giocosso

④ Giocosso